

## Product Brochure For S129

### Brobo Cold Saw, Includes Stand - S400B

135 x 110mm Rectangle Capacity

Ø400mm Blade, Dual Speed 21 / 42rpm



ORDER CODE:	S129
MODEL:	S400B
Cutting Head Action:	Manual
Operation Type:	Swivel - Dual Mitre
Round Capacity @ 90° / 45° (mm):	130 / 120
Square Capacity @ 90° / 45° (mm):	110 / 95
Rectangle Capacity @ 90° / 45° (WxH) (mm):	135 x 110 / 95 x 110
Blade Size - Diametre. x Bore (Ø) (mm):	400 x 40
Vice Clamping Fixture:	Manual
Coolant System:	Yes
Table Working Height (with Stand) (mm):	968
Blade Speed (rpm):	21 / 42
Motor Power (kW / hp):	1.5 / 2
Voltage / Amperage (V / amp):	415
Nett Weight (kg):	220



#### Description

Brobo - Cold Saw: Engineered for heavy duty applications, Brobo Walldown S315D, S350D & S400B ferrous metal cutting saws are specifically developed for precision cutting of steel profiles, solids and tubes. Its superior performance and reliability ensures for a burr-free, milled finish on every cut.

#### MODELS AVAILABLE

- S315D, S350D & S400B ferrous metal cutting saws are specifically developed for precision cutting of steel profiles, solids and tubes
- NF350 - High speed machine for Aluminium and non-ferrous cutting
- SCV - Manual clamping saw (Self Centring Vice) is purposely built for accurate cutting of ferrous materials
- VS - Manual clamping saw (240 Volt Dial Variable Speed System Electronically Controlled) is purposely built for accurate cutting of ferrous materials

#### Features

- QUALITY AUSTRALIAN MADE MACHINES
- Industrial cold cutting saw that is capable of a burr-free milled finish
- Mitre locking device stops at 45° left, straight 90°, and 45° right, extremely accurate mitre cutting
- Fully integrated coolant system provided on all machines
- Heavy gearbox drive designed and built to last
- Spindle and drive unit immersed in oil solution and enclosed within gearbox housing for smooth performance and reduced machine wear
- Every unit is provided with a high speed steel blade for general purpose cutting of ferrous solid and tube profiles
- Saws supplied with facilities for bench mounting onto work bench, or complete with an integrated stand
- Includes a blade and stand
- 2 year warranty


#### Includes

- Coolant pump system
- Blade
- Stand

Product Brochure For S129

**Recommended Accessories**

S092  
BROBOLUBE Industrial  
Gearbox Oil



S138B  
HSS Cold Saw Blade



S138D  
HSS Cold Saw Blade



S138E  
HSS Cold Saw Blade



S138F  
HSS Cold Saw Blade



S090A  
Soluble Metal Cutting Fluid - 1  
Litre



S090  
Soluble Metal Cutting Fluid - 5  
Litre



S091  
Soluble Metal Cutting Fluid - 20  
Litre



Product Brochure For S129

L300  
Magnetic Swarf Remover



M9991  
Magnetic Floor Sweeper



L812  
Roller Conveyor



L814  
Roller Conveyor Stand



W343  
Roller Stand



W343A  
Roller Stand



W3434  
Roller Stand



W3436  
Roller Stand - V-Type



S094  
Leadscrew Handle / Nut  
Assembly



S096  
Vice Nut - Brass Type



S097  
Love Joy Coupling



S097A  
Insert Love Joy



Product Brochure For S129

**S098A**  
Coolant Pump




**S098B**  
Coolant Pump & Conversion Kit



**S099B**  
Return Spring




**S098**  
ON/OFF SWITCH 240V



**M800**  
Rubber Mat - Anti-Fatigue



**M805**  
Rubber Mat - Anti-Fatigue



**O043**  
Rust & Corrosion Preventive



**O042**  
General Purpose Lubricant & Corrosion Inhibitor



**O044**  
Rust & Corrosion Preventive

