

Product Brochure For L682D

Centre Lathe - AL-336D DELUXE

Ø300 x 900mm Turning Capacity - Ø38mm Spindle Bore
18 Geared Head Speeds 65 ~ 1810rpm, Includes Digital Readout System, Quick Change Toolpost, Leadscrew Covers, Foot Brake & Cabinet Stand



On Sale

Ex GST	Inc GST
\$7,552.00	\$8,684.80
\$6,600.00	\$7,590.00

ORDER CODE:	L682D
MODEL:	AL-336D-DELUXE
Swing Over Bed (mm):	300
Distance Between Centres (mm):	900
Spindle Bore (mm):	38
Swing In Gap (mm):	450
Swing Over Cross-slide (mm):	180
Digital Readout System Fitted:	Yes
Quick Change Toolpost Fitted:	Yes
Leadscrew Covers Fitted:	Yes
Taper Turning Attachment:	~
Coolant System:	Yes
Tool Height To Suit (mm):	12
Centre Height (mm):	150
Spindle Nose Size or Type:	D1-4 Camlock
Bed Width (mm):	180
Headstock Spindle Taper (MT):	5
Tailstock Taper (MT):	3
Cross Slide Travel (mm):	170
Compound Slide Travel (mm):	75
Leadscrew Type:	Imperial
Metric Cross Feed (X-Axis) (mm/rev):	~
Imperial Cross Feed (X-Axis) (inch/rev):	0.009 - 0.236
Metric Longitudinal Feed (Z-Axis) (mm/rev):	~
Imperial Longitudinal Feed (Z-Axis) (inch/rev):	0.04 - 1.2236
Metric Thread Steps & Pitch (No. / mm):	32 (0.4 - 7)
Imperial Thread Steps & TPI (No. / TPI):	36 (4 - 60)
3 Jaw Chuck Diameter (mm):	160
4 Jaw Chuck Diameter (mm):	200
Spindle Steps / Speeds (No. / rpm):	18 (65 - 1810)
Motor Power (kW / hp):	1.5 / 2
Voltage / Amperage (V / amp):	240 / 10
Nett Weight (kg):	595

Description

The AL-336D deluxe high quality centre lathe with a turning capacity of Ø300 x 900mm is well known in the industry for its metal turning capabilities & is suitable for the model engineer or general maintenance workshops.

Featuring a 2-Axis digital readout system for radius & longitudinal measurements (X & Y-Axis), the DRO counter is mounted above the headstock in a user friendly location allowing you to achieve precision work every time. The induction hardened vee bedways are precision ground that allows the saddle to smoothly slide over it, full gear driven spindle speeds ranging from 65 - 1810rpm are selectable via the gear selector levers that are accessible from the front of headstock for your convenience & certainly makes this lathe package well sort after.

The 2hp single phase 240V motor is ample power to drive the 3 & 4 jaw chucks, auto feed & screw cutting thread system and the adjustable taper roller spindle bearings ensures accuracy & smooth operation even when under cutting load. A great range of cross, longitudinal feed speeds & metric & imperial screw cutting threads are easy accessible & selected via the separate gearbox located underneath the headstock for your convenience.

Supplied with a large range of standard accessories including a quick change tool post with 4 tool holders, 150mm 3 jaw self centring chuck, 200mm 4 jaw independent chuck with D1-4 camlock for quick change over, face plate, spindle safety foot brake, chuck guard with safety interlock switch, guarded leadscrew cover, thread chasing dial, rear splash guard, coolant pump system, work light, fixed & traveling steadies & that rounds up most of the great features on this fantastic centre lathe. The floor stand is equipped with a slide out swarf tray that makes it

Product Brochure For L682D

very easy to clean down and remove your waste material swarf.

Features

- 2 Axis digital readout
- Quick change toolpost with 4 holders
- Gear drive headstock for quick change of spindle speeds
- Precision 'V'-beds are hardened and ground, incorporating a rigid webbed casting
- Concertina leadscrew cover
- Slide out swarf tray from front of machine
- Low voltage work light
- Foot operated spindle brake with safety cut out switch
- Slide out front swarf tray for easy cleaning
- Change gears for metric and imperial thread cutting
- Oil sight glass for head stock and gearbox
- Adjustable taper roller bearings support the spindle
- 18 spindle speeds from 65 to 1810rpm
- Inching button is incorporated on the control panel for convenient spindle speed selection
- Enclosed quick action gearbox for thread cutting and auto feeding
- Powered longitudinal and cross feeds
- D1-4 camlock spindle for quick chuck changes and safe reverse direction turning. ISO standard
- Removable gap bed-way for larger diameter jobs
- Dual calibrated dials (except for saddle hand-wheel)
- Chuck & change gear guards are fitted with micro switches

Includes

- 2 Axis digital readout system
- Concertina leadscrew cover
- Quick change toolpost with 4 holders
- Slide out front swarf tray
- 3-jaw chuck with reverse jaws
- 4-jaw chuck
- Face plate
- Fixed steady
- Travelling steady
- Coolant system
- Change gears
- Dead centres
- Thread-chasing dial
- Safety chuck guard
- Work light
- Stand
- Foot brake
- Rear splash guard & slide out swarf tray
- Tool box
- Instruction booklet

Specific Features



2 Axis Digital Readout



Quick Change Toolpost



Leadscrew Covers



Chuck Guard With Safety Micro Switch

Product Brochure For L682D



Headstock

		SPINDLE SPEED ω /min		
		1	2	3
I	A	360	1810	1095
	B	100	500	300
	C	280	1400	840
II	A	235	1200	700
	B	65	330	200
	C	180	910	550

18 Spindle speeds 65-1810rpm

INDICATOR TABLE			
T	T-P-1	SCALE	T-P-1
4	8	24	48
16	32	40	48
48	56		
T	T-P-1	SCALE	T-P-1
4 1/2	8	14	2-4-6-8
5	4-8	15	4-8
5 1/2	8	18	2-4-6-8
6	4-8	19	8
6 1/2	8	20	1-8
7	4-8	22	2-4-6-8
7 1/2	8	26	2-4-6-8
9	4-8	28	1-8
9 1/2	8	30	2-4-6-8
10	2-4-6-8	36	1-8
11	4-8	38	2-4-6-8
12	1-8	44	1-8
13	4-8	52	1-8


Thread Chase Indicator Table

METRIC THREAD PITCH LIST							
	B4	C4	C3	C2	A4	D2	E4
M1	0.4	0.5	0.5	0.7	0.75		
M1.6	0.8	0.9	1	1.2	1.25	1.4	1.75
M2	1.6	1.8	2	2.25	2.4	2.5	2.8
M3	3.2	3.6	4	4.5	4.8	5	5.6
THREAD PER INCH							
	A2	A3	C3	A4	C3	C3	A5
2	28	24	38	24	22	24	26
3	48	36	55	36	32	36	40
4	48	36	55	36	32	36	40
5	48	36	55	36	32	36	40
6	48	36	55	36	32	36	40
7	48	36	55	36	32	36	40
8	48	36	55	36	32	36	40
9	48	36	55	36	32	36	40
10	48	36	55	36	32	36	40
11	48	36	55	36	32	36	40
12	48	36	55	36	32	36	40
13	48	36	55	36	32	36	40

Thread Charts

Position												
E2	E3	A2	A4	E1	C3	C4	A5	D5	B5			
1	1	1	1	1	1	1	1	1	1	1	1	1
2	2	2	2	2	2	2	2	2	2	2	2	2
3	3	3	3	3	3	3	3	3	3	3	3	3
4	4	4	4	4	4	4	4	4	4	4	4	4
5	5	5	5	5	5	5	5	5	5	5	5	5
6	6	6	6	6	6	6	6	6	6	6	6	6
7	7	7	7	7	7	7	7	7	7	7	7	7
8	8	8	8	8	8	8	8	8	8	8	8	8
9	9	9	9	9	9	9	9	9	9	9	9	9
10	10	10	10	10	10	10	10	10	10	10	10	10
11	11	11	11	11	11	11	11	11	11	11	11	11
12	12	12	12	12	12	12	12	12	12	12	12	12
13	13	13	13	13	13	13	13	13	13	13	13	13
14	14	14	14	14	14	14	14	14	14	14	14	14
15	15	15	15	15	15	15	15	15	15	15	15	15
16	16	16	16	16	16	16	16	16	16	16	16	16
17	17	17	17	17	17	17	17	17	17	17	17	17
18	18	18	18	18	18	18	18	18	18	18	18	18
19	19	19	19	19	19	19	19	19	19	19	19	19
20	20	20	20	20	20	20	20	20	20	20	20	20
21	21	21	21	21	21	21	21	21	21	21	21	21
22	22	22	22	22	22	22	22	22	22	22	22	22
23	23	23	23	23	23	23	23	23	23	23	23	23
24	24	24	24	24	24	24	24	24	24	24	24	24
25	25	25	25	25	25	25	25	25	25	25	25	25
26	26	26	26	26	26	26	26	26	26	26	26	26
27	27	27	27	27	27	27	27	27	27	27	27	27
28	28	28	28	28	28	28	28	28	28	28	28	28
29	29	29	29	29	29	29	29	29	29	29	29	29
30	30	30	30	30	30	30	30	30	30	30	30	30
31	31	31	31	31	31	31	31	31	31	31	31	31
32	32	32	32	32	32	32	32	32	32	32	32	32
33	33	33	33	33	33	33	33	33	33	33	33	33
34	34	34	34	34	34	34	34	34	34	34	34	34
35	35	35	35	35	35	35	35	35	35	35	35	35
36	36	36	36	36	36	36	36	36	36	36	36	36
37	37	37	37	37	37	37	37	37	37	37	37	37
38	38	38	38	38	38	38	38	38	38	38	38	38
39	39	39	39	39	39	39	39	39	39	39	39	39
40	40	40	40	40	40	40	40	40	40	40	40	40
41	41	41	41	41	41	41	41	41	41	41	41	41
42	42	42	42	42	42	42	42	42	42	42	42	42
43	43	43	43	43	43	43	43	43	43	43	43	43
44	44	44	44	44	44	44	44	44	44	44	44	44
45	45	45	45	45	45	45	45	45	45	45	45	45
46	46	46	46	46	46	46	46	46	46	46	46	46
47	47	47	47	47	47	47	47	47	47	47	47	47
48	48	48	48	48	48	48	48	48	48	48	48	48
49	49	49	49	49	49	49	49	49	49	49	49	49
50	50	50	50	50	50	50	50	50	50	50	50	50
51	51	51	51	51	51	51	51	51	51	51	51	51
52	52	52	52	52	52	52	52	52	52	52	52	52
53	53	53	53	53	53	53	53	53	53	53	53	53
54	54	54	54	54	54	54	54	54	54	54	54	54
55	55	55	55	55	55	55	55	55	55	55	55	55
56	56	56	56	56	56	56	56	56	56	56	56	56
57	57	57	57	57	57	57	57	57	57	57	57	57
58	58	58	58	58	58	58	58	58	58	58	58	58
59	59	59	59	59	59	59	59	59	59	59	59	59
60	60	60	60	60	60	60	60	60	60	60	60	60


Feed Chart



Saddle Right View



Saddle Left View




Saddle Controls



Thread Chasing Dial



Forward Reverse Spindle Lever




Feed Engagement Lever



Saddle Hand Wheel



Crossslide Hand Wheel



Compound Slide Hand Wheel



Swivel Compound Slide




Light and Coolant Hose

Product Brochure For L682D



3 Point Fixed Steady



2 Point Travelling Steady



Tailstock



Tailstock Quill



Tailstock Hand Wheel



Induction Hardened Bedways



Included Accessories

Recommended Accessories

M002

Steel Machine Mount & Rubber Insert

L292

Quick Change Toolpost

L295

Quick Change Toolpost

L277

Vertical Mill Slide



Product Brochure For L682D

C980
5C Collet Lathe Adaptor



L015
Right Hand Turning Tool Holder



L016
Left Hand Turning Tool Holder



L0099
Lathe Turning Tool Kit - 7 piece
Insert Type



L450
Lathe Turning Tool Kit - 3 piece
Insert Type



L456
Lathe Threading Tool Kit - Insert
Type



L464
Professional Lathe Parting Tool
Kit - Insert Type



L073
Parting Tool Holder - Suits 1/2"
HSS Tool Bit



L076
Knurling Tool Holder Kit



C052
3MT Live Centre



C045
3MT Pipe Centre - 70° Cone



C290
Heavy Duty Drill Chuck - Keyed
Type



Product Brochure For L682D

D443A
3MT x JT3 Drill Chuck Arbor



D1272
Metric 135° Precision HSS Drill Set - 25 Piece



D1282
Imperial 135° Precision HSS Drill Set - 29 Piece



D126
Metric 135° Precision HSS Drill Set - 170 Pieces



S090A
Soluble Metal Cutting Fluid - 1 Litre



S090
Soluble Metal Cutting Fluid - 5 Litre




S076
Cutting Tool Lubricant Fluid - 500ml



S077
Drilling, Tapping & Cutting Tool Lubricant Spray - 400g



S074
Cutting Tool Lubricant Paste - 500g




G660
Lathe Leadscrew Cover Kit



G659
Lathe Leadscrew Cover Kit - Concertina




L3455
Professional Sheet Metal Fabrication Book



Product Brochure For L682D

L341
Fitting and Machining Technical Book



L345
Handy Workshop Tips & Techniques - 1st Edition



L300
Magnetic Swarf Remover




M9991
Magnetic Floor Sweeper



M800
Rubber Mat - Anti-Fatigue



M805
Rubber Mat - Anti-Fatigue



O043
Rust & Corrosion Preventive



O042
General Purpose Lubricant & Corrosion Inhibitor



O044
Rust & Corrosion Preventive

